

Clarke®



COB LED RECHARGABLE WORKLIGHT MODEL NO: COB15CR

PART NO: 4003623

USER INSTRUCTIONS



ORIGINAL INSTRUCTIONS

GC1119 ISS 2

INTRODUCTION

Thank you for purchasing this CLARKE worklight.

The COB15CR is a rechargeable worklight/powerbank with lithium battery, dimmer switch and USB input/output. The unit is supplied with a floor stand and carry handle but cannot be tilted.

Before attempting to use this worklight, please read this manual thoroughly and follow the instructions carefully.

ENVIRONMENTAL RECYCLING POLICY



Through purchase of this worklight, the customer is taking on the obligation to deal with the WEEE in accordance with the WEEE regulations in relation to the treatment, recycling & recovery and environmentally sound disposal of the WEEE.

In effect, this means that this worklight must not be disposed of with general household waste. It must be disposed of according to the laws governing Waste Electrical and Electronic Equipment (WEEE) at a recognised disposal facility.

GUARANTEE

This worklight is guaranteed against faulty manufacture for a period of 12 months from the date of purchase. Please keep your receipt which will be required as proof of purchase.

This guarantee is invalid if the worklight is found to have been abused or tampered with in any way, or not used for its intended purpose.

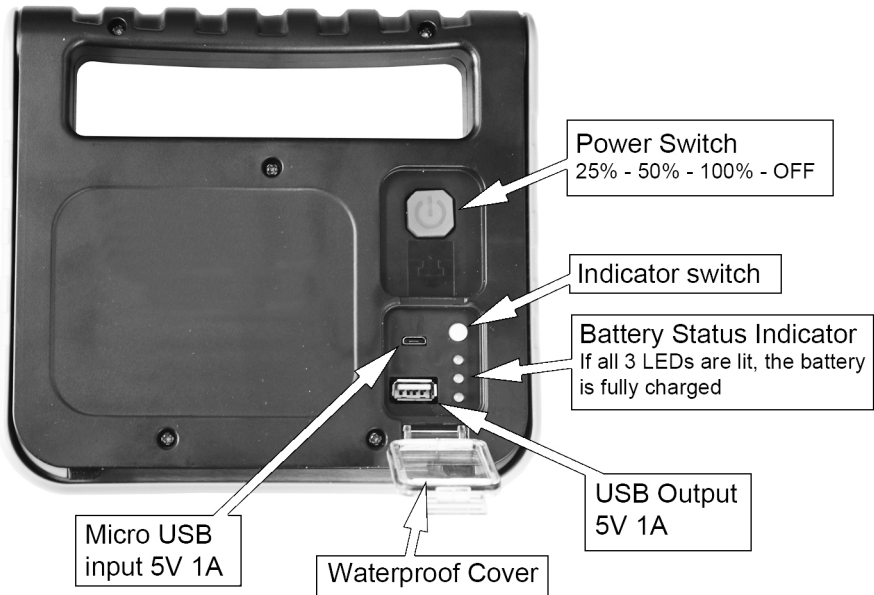
Faulty goods should be returned to their place of purchase, no worklight can be returned to us without prior permission.

This guarantee does not effect your statutory rights.

SAFETY INSTRUCTIONS


1. Read these instructions carefully before use and keep them for future reference.
2. Do not look directly into the worklight when it is switched on.
3. Keep the worklight out of the reach of children.
4. Charge the worklight in a dry indoor location. Do not immerse in water or any other liquid.
5. ALWAYS fully charge before first use.
6. DO NOT turn on the light when charging.
7. DO NOT leave the worklight on charge for more than 24 hours.
8. DO NOT disassemble the worklight as there are no user changeable parts.
9. Recharge the worklight every six months.
10. This worklight utilise a rechargeable Lithium-ion battery that can rupture, ignite and cause serious injury if being used improperly.
11. Please check the following safety rules:
 - DO NOT place batteries and worklight in the fire or high temperature.
 - DO NOT tamper with battery wiring.
 - DO NOT puncture or damage the batteries.
 - DO NOT immerse or expose the worklight to water.
 - DO NOT dispose of the worklight in a fire or water.
12. Failure to heed these warning may result in personal injury or property damage.
13. The light source contained in this worklight has a life expectancy of approximately 50000 hours after which the worklight should be disposed of in an environmentally friendly way.

OVERVIEW



CHARGING THE WORKLIGHT

1. Connect the Micro USB cable to the worklight.
2. Connect the USB end of the cable to a USB power supply port or adaptor.
 - The battery status indicator will flash during charging
 - When all 3 LEDs are lit the battery is fully charged.



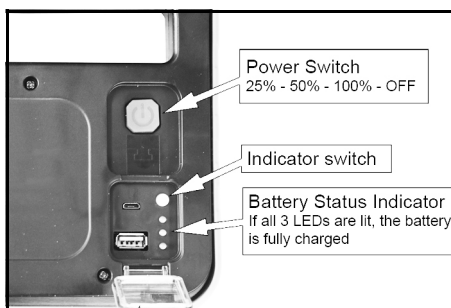
CAUTION: PLEASE MAKE SURE THE ADAPTER USED IS 5.0V/1.0A OR LESS THAN 1.0A IN ORDER TO ENSURE THE WORKLIGHT IS NOT DAMAGED.

OPERATION

NOTE: Please check the worklight for damage before use.

WORKLIGHT

1. Press the indicator switch to ensure whether there is enough power before use. If low battery power or no power, please charge the worklight.
2. Press the power switch to turn on the worklight.
 - Press the power switch once to turn the worklight on at 25%.
 - Press the power switch twice to turn the worklight on at 50%.
 - Press the power switch three times to turn the worklight on at 100%.
 - Press the power switch a fourth time to turn the worklight off.




USING THE USB POWER SUPPLY

This unit will supply a maximum of 1A at 5V and can be used to charge mobile phones / MP3-4 players etc.

1. Open the waterproof cover on the rear of the worklight.
2. Insert the USB cable into the USB socket on the rear of the worklight.
3. Plug the other end of the cable into your device.

NOTE: Using this feature will affect the run time of the worklight.



ERP TECHNICAL INFORMATION

Model		COB15CR
Type		LY3601
LED Wattage consumption		15W
LED replaceable		No
Lithium battery		3.7V / 4.4Ah
Input voltage		5 Vdc
Lighting source		COB LED
Light output (luminous flux)		1200 Lumens
Colour temperature (rendering)		6500K
Ingress Protection (IP rating)		IP54
Charging time		4-5hours
Approximate Run Time	Power @ 25%	11 Hours
	Power @ 50%	4.5 Hours
	Power @ 100%	2 Hours
Rated lamp lifetime		50000 hours
Efficiency		80 Lm/W
Weighted energy Consumption		15 kwh/1000
Energy Efficiency Class		A
Operating temperatures		-20 to +50°C
Dimension		176 x 31 x 160mm
Weight		0.4Kg

DECLARATION OF CONFORMITY



Clarke[®]
INTERNATIONAL

Hemnall Street, Epping, Essex CM16 4LG

DECLARATION OF CONFORMITY

This is an important document and should be retained.

We hereby declare that this product(s) complies with the following directive(s):

2014/30/EU *Electromagnetic Compatibility Directive.*

2011/65/EU *Restriction of Hazardous substances.*

The following standards have been applied to the product(s):

EN 55015:2013+A1, EN 61547:2009, EN 55032:2015, EN 55024:2010+A1.

The technical documentation required to demonstrate that the product(s) meet(s) the requirement(s) of the aforementioned directive(s) has been compiled and is available for inspection by the relevant enforcement authorities.

The CE mark was first applied in: 2019

Product Description: 15W Portable LED Rechargeable Worklight.

Model number(s): COB15CR.

Serial / batch Number: N/a.

Date of Issue: 07/06/2019.

Signed:

J.A. Clarke
Director

A SELECTION FROM THE VAST RANGE OF

Clarke®

QUALITY PRODUCTS

AIR COMPRESSORS

From DIY to industrial, Plus air tools, spray guns and accessories.

GENERATORS

Prime duty or emergency standby for business, home and leisure.

POWER WASHERS

Hot and cold, electric and engine driven - we have what you need

WELDERS

Mig, Arc, Tig and Spot. From DIY to auto/industrial.

METALWORKING

Drills, grinders and saws for DIY and professional use.

WOODWORKING

Saws, sanders, lathes, mortisers and dust extraction.

HYDRAULICS

Cranes, body repair kits, transmission jacks for all types of workshop use.

WATER PUMPS

Submersible, electric and engine driven for DIY, agriculture and industry.

POWERTOOLS

Angle grinders, cordless drill sets, saws and sanders.

STARTERS/CHARGERS

All sizes for car and commercial use.



PARTS & SERVICE: 0208 988 7400

E-mail: Parts@clarkeinternational.com or Service@clarkeinternational.com

SALES: UK 01992 565333 or Export 00 44 (0)1992 565335

Clarke® INTERNATIONAL Hemnall Street, Epping, Essex CM16 4LG
www.clarkeinternational.com