



The ATFN is a two piece steel plate connector. The first part of the connector is fixed into a pocket on the header timber with nails and the second part is fitted on the end of the in-coming beam with screws. No slots or dowel holes are necessary, speeding up installation.



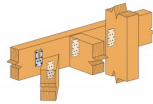
[ETA-07/0245](#), [UK-DoP-e07/0245](#)

FEATURES



Material

Pre-galvanised mild steel.



APPLICATIONS

Suitable On

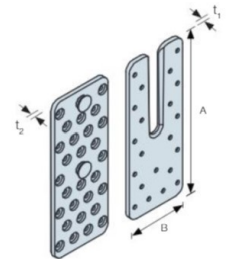
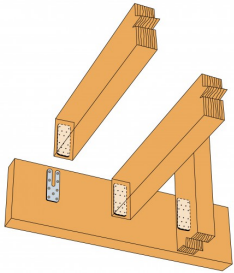
Glulam and solid sawn timber.

When to Use

To provide an invisible connection for exposed timber members.

TECHNICAL DATA

Product Dimensions



References	Joist Size [mm]		Product Dimensions [mm]				Header holes	Joist holes
	Width	Height	A	B	t ₁	t ₂	Ø5	Ø5
	Min	Min						
ATF55/110-B	80	140	110	55	5	5	8	11
ATF55/150-B	80	180	150	55	5	5	11	15
ATF55/190-B	80	220	190	55	5	5	14	21
ATF75/150-B	100	180	150	75	5	5	17	22
ATF75/190-B	100	220	190	75	5	5	21	28

Product Capacities

References	Number of Fasteners				Product characteristic capacities - Timber C24 [kN]
	Header		Joist		R _{1,k} [2]
	Qty	Type	Qty	Type	CSA5,0x50
ATF55/110-B	8	CSA5,0X50	11	CSA5,0X50	11.4
ATF55/150-B	11	CSA5,0X50	15	CSA5,0X50	15.5
ATF55/190-B	14	CSA5,0X50	21	CSA5,0X50	21.7
ATF75/150-B	17	CSA5,0X50	22	CSA5,0X50	22.8
ATF75/190-B	21	CSA5,0X50	28	CSA5,0X50	29

- CNA refers to an Annular Ring Shank Nail
- CSA Screw has reduced head height

INSTALLATION

Fixing

- CSA 5,0 x 50-DE Screw (with a reduced head height).
- Order nails and dowels separately.