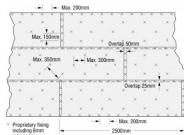

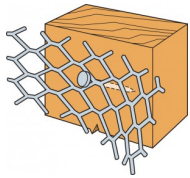




Ideal for use as a general reinforcement mesh. DML Expanded Metal Lathing is widely used as a backing to help prevent cracks occurring where different materials meet. Available in galvanised for internal use and stainless steel for external use.

[UK-DoP-h08/0003](#), [UK-DoP-h08/0002](#)



TECHNICAL DATA

DML

References	Material	Dimensions [mm]
DML26/10	Galvanised	2400 x 700 x 0.40
DML26S/5	Stainless Steel	2400 x 700 x 0.40

