



Simple angle bracket which is very versatile, used for timber to timber connections.



[UK-DoP-e06/0106](#), [ETA-06/0106](#)

FEATURES



Material

- Pre-galvanised mild steel.

Benefits

- Available in various width.



APPLICATIONS

Header member


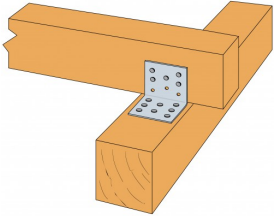
- Wood to wood connections.

Scope

- To strengthen existing timber assemblies.

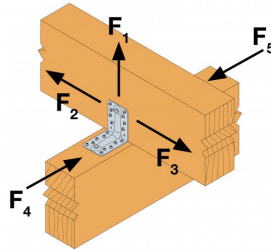
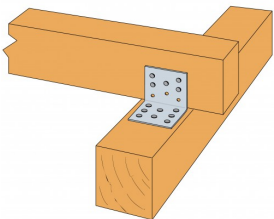
TECHNICAL DATA

Product Dimensions



References	Product Dimensions [mm]				Fasteners	
	A	B	C	t	Holes Flange A Ø5	Holes Flange B Ø5
ES10/40C50	60	60	40	2.5	5	5
ES11/60	80	80	60	2.5	11	11

Characteristic Values



References	Simplified product capacities - Timber to timber – Full nailing					
	Fasteners		Characteristic Capacities - Timber C24 - 2 Angle Brackets per Connection [kN]			
	Flange A Qty	Flange B Qty	$R_{2,k}^*$		$R_{3,k} = R_{4,k}^*$	
			CNA4.0x35	CNA4.0x50	CNA4.0x35	CNA4.0x50
ES10/40C50	3	3	2.7	3.1	2.7	3.2
ES11/60	8	6	3.6	4.9	7.3	9.8

* The published characteristic capacity is based on short term load duration and service class 2 according to EC5 (EN 1995) – $k_{mod} = 0.9$. For other load duration and service class, please refer to the ETA to get more accurate capacities.

INSTALLATION

Fasteners

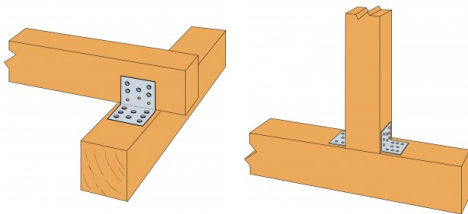
Ø 5.0mm holes.

Wood:

- CNA Ø 4.0 mm nail.
- CSA Ø 5.0 mm screw.

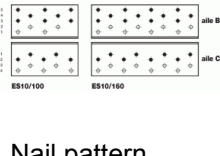
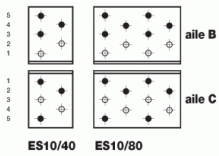
Installation

1. Approcher l'élément à fixer du support,
2. Pointer l'élément. Celui-ci peut aussi être vissé à l'aide de vis adaptées,
3. Si le support est en bois, l'équerre est aussi pointée ou vissée sur celui-ci.

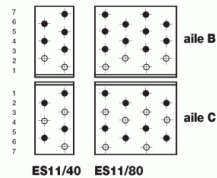


Timber to timber connection

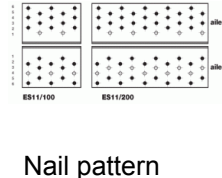
column/beam connection



Nail pattern



Nail pattern



Nail pattern

Nail pattern