



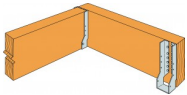
The IUC is a face mounted concealed flange hanger for solid timber sections or engineered joists.

[ETA-17/0554](#), [UK-DoP-e17/0554](#)

**FEATURES**

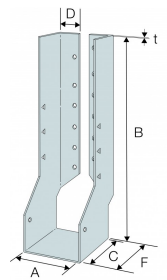
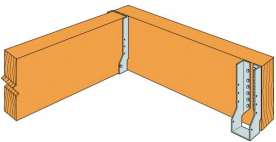
**Material**

Pre-galvanised mild steel



**TECHNICAL DATA**

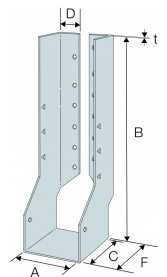
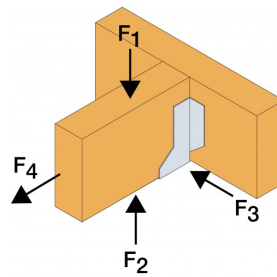
**Product Dimensions**



References	Joist Size [mm]				Product Dimensions [mm]						Header holes	Joist holes	
	Width		Height		A	B	C	D	F	t	Ø4	Ø4	Triangular
	Min	Max.	Min	Max.									
IUC142/40	38	40	145	175	40	142	51	19	57	1.2	6	2	6
IUC192/40	38	40	195	220	40	192	51	19	57	1.2	10	2	6
IUC217/40	38	40	220	245	40	217	51	19	57	1.2	12	2	6
IUC142/47	45	47	145	175	47	142	51	19	57	1.2	6	2	6
IUC192/47	45	47	195	220	47	192	51	19	57	1.2	10	2	6
IUC217/47	45	47	220	245	47	217	51	19	57	1.2	12	2	6
IUC192/50	47	50	195	220	50	192	51	19	57	1.2	10	2	6
IUC217/50	47	50	220	245	50	217	51	19	57	1.2	12	2	6
IUC192/53	51	53	195	220	53	192	51	19	57	1.2	10	2	6

References	Joist Size [mm]				Product Dimensions [mm]						Header holes	Joist holes	
	Width		Height		A	B	C	D	F	t	Ø4	Ø4	Triangular
	Min	Max.	Min	Max.									
IUC217/53	51	53	220	245	53	217	51	19	57	1.2	12	2	6
IUC192/61	59	61	195	220	61	192	51	19	57	1.2	10	2	6
IUC217/61	59	61	220	245	61	217	51	19	57	1.2	12	2	6
IUC192/66	63	66	195	220	66	192	51	19	57	1.2	10	2	6
IUC217/66	63	66	220	245	66	217	51	19	57	1.2	12	2	6
IUC192/72	70	72	195	220	72	192	51	19	57	1.2	10	2	6
IUC217/72	70	72	220	245	72	217	51	19	57	1.2	12	2	6
IUC192/75	72	75	195	220	75	192	51	19	57	1.2	10	2	6
IUC217/75	72	75	220	245	75	217	51	19	57	1.2	12	2	6
IUC192/91	89	91	195	220	91	192	51	19	57	1.2	10	2	6
IUC217/91	89	91	220	245	91	217	51	19	57	1.2	12	2	6

**Performance Values**



References	Number of Fasteners		Characteristic Capacities [kN]				Safe Working Loads [kN]				
	Header	Joist	R <sub>1,k</sub>				R <sub>1,SWL, LongTerm</sub>				R <sub>2, swl, Short Term</sub>
	Qty	Qty	C16 or I Joist Header		C24 or LVL		C16 or I Joist Header		C24 or LVL		N3.75x30
		N3.75x30	N3.75x75	N3.75x30	N3.75x75	N3.75x30	N3.75x75	N3.75x30	N3.75x75		
IUC142	6	2	3.8	7.9	8.1	10.7	2.1	2.6	2.4	3	0.9
IUC192	10	2	7.5	13.1	13.5	17.8	3.5	4.3	4.1	5	0.9
IUC217	12	2	10	15.7	16.2	21.4	4.2	5.1	4.9	5.9	0.9

\* Performance Capacities differ depending on the type of header nail used (N3.75x30mm Square Twist Nails or N3.75x75mm Round Wire Nails)

## INSTALLATION

### Installation

Use all specified fasteners (see table below).

Verify that the header can take the fasteners specified in the table.

Web stiffeners are not required with I-Joists when the top flange is laterally supported by both sides of the hanger.