



The PBH is suitable for heavy duty post support applications including Glulam timber posts, with a standoff height of 216mm. Dowels included. PBH75 suitable for posts 75 x 75mm to 120 x 120mm PBH120 suitable for posts 120 x 120mm to 200 x 200mm



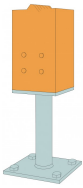
[ETA-07/0285](#), [UK-DoP-e07/0285](#)

### FEATURES



### Material

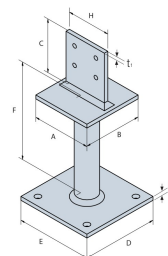
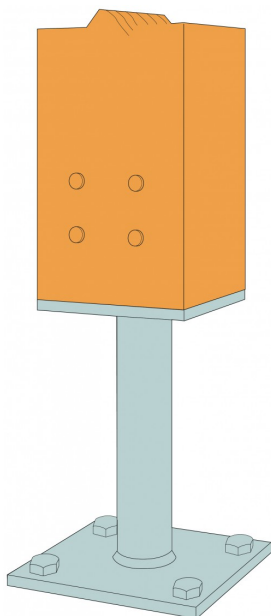
- Hot-dip galvanized mild steel plate



### APPLICATIONS

TECHNICAL DATA

Product Dimensions



References	Timber Post Size [mm]	Product Dimensions [mm]									Top plate holes	Bottom plate holes
		A	B	C	D	E	F	G	t <sub>1</sub>	t <sub>2</sub>		
PBH75	75x75 - 120x120	75	75	110	160	100	216	42.4	8	8	2	2
PBH120	120x120 - 200x200	120	120	110	155	155	216	42.4	8	8	4	4

Product characteristic capacities - Simplified values

References	Simplified product capacities - Timber to Concrete													
	Number of Fasteners				Simplified characteristic capacities - Timber C24 [kN]									
	On post		On concrete		R <sub>1,k</sub> *	R <sub>2,k</sub>			R <sub>3,k</sub> =R <sub>4,k</sub>			R <sub>5,k</sub> =R <sub>6,k</sub>		
	Qty	Type	Qty	Type		Width of the post [mm]			Width of the post [mm]			Width of the post [mm]		
					80	100	120	80	100	120	80	100	120	
PBH75	4	STD Ø8	2	Ø12**	105.5	8.1	9.5	10.4	5.5	6.5	7.1	5.8	6.6	7.3
PBH120	4	STD Ø8	4	Ø12**	156.4	20.7	20.7	20.7	7.7	7.7	7.7	7.3	7.9	8.5

\*The published characteristic capacity is based on medium term load duration and service class 3 according to EC5 (EN 1995) (k<sub>mod</sub> = 0.7). For other load duration and service class, please refer to the ETA to get more accurate capacities.

\*\*Refer to the Simpson Strong-Tie anchor product range for suitable anchors. Typical anchor solutions are BOAXII, SET-XP, WA, AT-HP, depending on the concrete type, spacing and edge distances.

## INSTALLATION

### Installation

- Use the flitch plate to mark and drill the 8mm diameter holes for the dowels
- Cut a 9mm slot in the side adjacent to the drilled holes, for the flitch plate
- Fix to the foundation with M12 anchors
- Lower the post onto the flitch plate, align the holes and fit the dowels
- Not recommended when the top of post/column is not restrained (e.g. fence post)
- Stainless steel option available to order

